



PANEL MOULD

BRUNSELL LUMBER & MILLWORK

101



PM-1

PM-2

PM-3

PM-4

PM-5A

PM-6A

PM-7W

1 1/2"

1 1/2"


1 5/8"

1 3/8"

2"

1 3/4"

1 1/8"



PM-8A

PM-9

PM-10

PM-11

PM-12

PM-13

PM-14

PM-15

PM-16

1 1/4"

1 7/8"

2 1/4"

1/2"

1 1/8"

7/8"

7/8"

1 3/8"

1 5/8"

PANEL MOULD

BRUNSELL LUMBER & MILLWORK

102



PM-17	PM-18	PM-19	PM-20	PM-21	PM-22	PM-23	PM-24	PM-25
1 3/8"	2"	1 3/4"	3/4"	1 1/2"	1"	1 1/8"	1 3/4"	1 3/8"

F-729

NANTUCKET

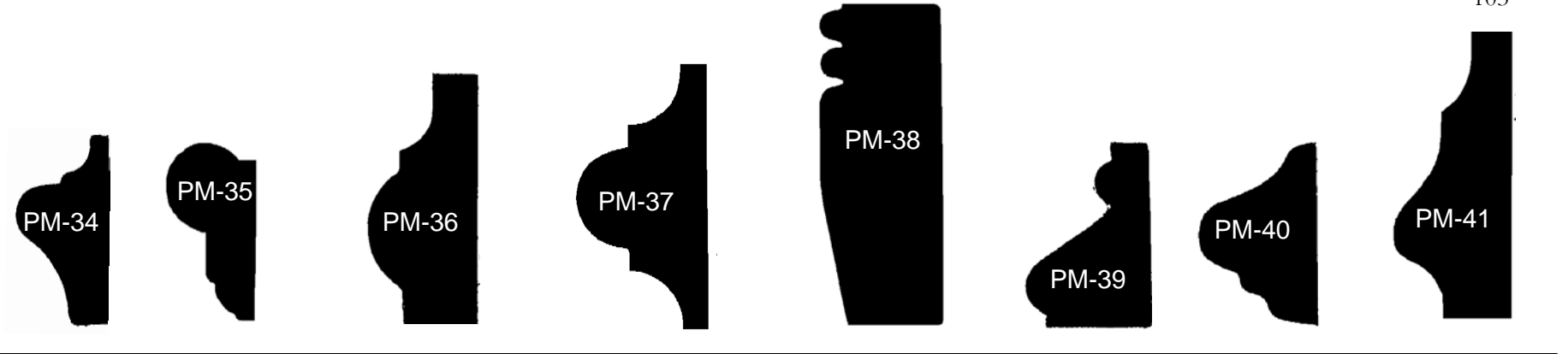


PM-26	PM-27	PM-28	PM-29	PM-30	PM-31	PM-32	PM-33
1 1/8"	1 1/8"	2 5/8"	1 5/8"	1 3/8"	1 3/4"	1/2"	1 1/2"

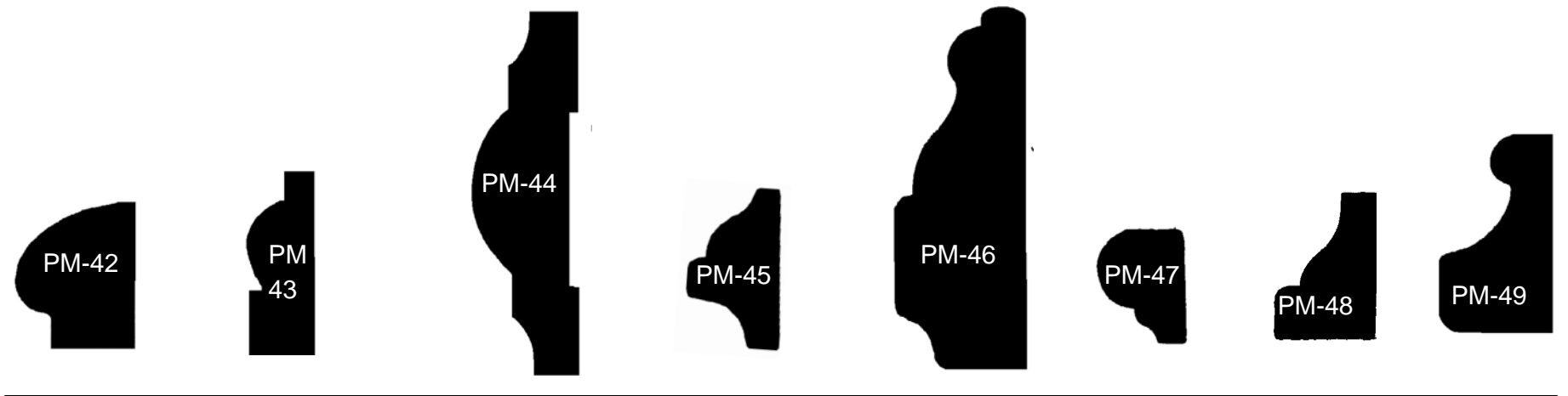
PANEL MOULD

BRUNSELL LUMBER & MILLWORK

103



PM-34	PM-35	PM-36	PM-37	PM-38	PM-39	PM-40	PM-41
1 1/8"	1 1/8"	1 1/2"	1 5/8"	2"	1 1/8"	1"	1 3/4"
				DOORS			LINCOLN



PM-42	PM-43	PM-44	PM-45	PM-46	PM-47	PM-48	PM-49
7/8"	1 1/8"	2 1/4"	1"	2 1/4"	11/16"	7/8"	1 1/4"

PANEL MOULD

BRUNSELL LUMBER & MILLWORK



PM-50
2 1/8"

PM-51
2 1/2"

PM-52
2 3/4"

PM-53
1 1/16"

PM-54
2 5/8"

PM-55
1 3/4"

WM-183/F-720

FLEX TRIM



PM-56
1 1/16"

PM-57
1 1/4"

PM-58
1"

PM-59
7/8"

PM-60
1"

PM-61
3/4"

PM-61
3/4"